



CABUYAO WATER DISTRICT
QUARTERLY KPI MONITORING
as of March 31, 2019

KPI Monitoring	Target	Actual	Remarks
1. Active Service Connections	15,681	15,741	
2. Water Sources Capacities:			
Wells	576,990 m3/mo	576,990 m3/mo	
Surface	-	-	
Spring	-	-	
3. Production (cu.m.)	1,730,970	1,205,126	
4. Billings			
(cu.m.)	830,275	906,472	
(Pesos)	19,379,252	21,407,085	
5. NRW	30%	24.78%	
6. Collection Efficiency	80%	86%	previous year's actual was 77%
7. Number of Employees	120	104	
8. Staffing Ratio	145:1	151:1	previous year's actual was 146:1
9. Current Ratio	15:1	17:1	previous year's actual was 14.7:1
10. Operating Ratio	75%	73%	previous year's actual was 76%
11. Market Growth	450	510	
12. Capital Expenditure	-	2,021,570	
13. Reserves	-	6,456,842	
14. Water Quality	Passed	Passed	
15. Net Income	3,000,000	4,697,612	
16. 24/7 Water Service	100%	100%	
17. Sanitation Facilities	-	-	

Prepared by:


PAUL ALBERT Q. MEER
 OIC - Finance and Commercial

Reviewed by:


ARNOLD G. VALENCIA
 General Manager

Verified by:

GEMMA B. ENGLISA
 Management Advisor

CABUYAO WATER DISTRICT
QUARTERLY KPI MONITORING
as of June 30, 2019

KPI Monitoring	Target	Actual	Remarks
1. Active Service Connections	15,981	16,004	
2. Water Sources Capacities:			
Wells	576,990 m3/mo	576,990 m3/mo	
Surface	-	-	
Spring	-	-	
3. Production (cu.m.)	3,461,940	2,442,809	
4. Billings			
(cu.m.)	1,821,834	1,895,260	
(Pesos)	41,902,182	44,626,300	
5. NRW	30%	22.41%	
6. Collection Efficiency	90%	91%	
7. Number of Employees	120	126	
8. Staffing Ratio	145:1	155:1	
9. Current Ratio	15:1	18.78:1	
10. Operating Ratio	75%	71%	
11. Market Growth	750	773	
12. Capital Expenditure	-	8,105,568	
13. Reserves	-	7,200,443	
14. Water Quality	Passed	Passed	
15. Net Income	6,000,000	7,014,432	
16. 24/7 Water Service	100%	100%	
17. Sanitation Facilities	-	-	


Prepared by:



PAUL ALBERT Q. MEER

Division Manager - Finance & Comm'l

Reviewed by:



ARNOLD G. VALENCIA
General Manager

Verified by:

GEMMA B. ENGLISA
Management Advisor

**CABUYAO WATER DISTRICT
 QUARTERLY KPI MONITORING
 as of September 30, 2019**

KPI Monitoring	Target	Actual	Remarks
1. Active Service Connections	16,281	16,375	
2. Water Sources Capacities:			
Wells	576,990 m3/mo	576,990 m3/mo	
Surface	-	-	
Spring	-	-	
3. Production (cu.m.)	5,192,910	3,732,690	
4. Billings			
(cu.m.)	2,784,051	2,904,290	
(Pesos)	64,033,173	68,332,416	
5. NRW	30%	22.21%	
6. Collection Efficiency	90%	96%	
7. Number of Employees	120	129	
8. Staffing Ratio	145:1	159:1	
9. Current Ratio	15:1	16:1	
10. Operating Ratio	75%	72%	
11. Market Growth	1,050	1,144	
12. Capital Expenditure	-	9,142,713	
13. Reserves	-	8,000,251	
14. Water Quality	Passed	Passed	
15. Net Income	9,000,000	9,763,339	
16. 24/7 Water Service	100%	100%	
17. Sanitation Facilities	-	-	

Prepared by:



PAUL ALBERT Q. MEER

Division Manager - Finance & Comm'l

Reviewed by:



ARNOLD G. VALENCIA

General Manager

Verified by:

GEMMA B. ENGLISA

Management Advisor

**CABUYAO WATER DISTRICT
 QUARTERLY KPI MONITORING
 as of December 31, 2019**

KPI Monitoring	Target	Actual	Remarks
1. Active Service Connections	16,581	16,648	
2. Water Sources Capacities:			
Wells	576,990 m3/mo	576,990 m3/mo	
Surface	-	-	
Spring	-	-	
3. Production (cu.m.)	5,192,910	4,966,327	
4. Billings			
(cu.m.)	3,780,468	3,903,546	
(Pesos)	86,950,764	91,984,094	
5. NRW	30%	21.40%	
6. Collection Efficiency	90%	96%	
7. Number of Employees	120	130	
8. Staffing Ratio	145:1	137:1	Most of Job-Order were promoted as Casual
9. Current Ratio	15:1	11.50:1	
10. Operating Ratio	75%	74%	
11. Market Growth	1350	1,417	
12. Capital Expenditure	-	10,616,477	
13. Reserves	-	8,271,157	
14. Water Quality	Passed	Passed	
15. Net Income	9,000,000	12,571,445	
16. 24/7 Water Service	100%	100%	
17. Sanitation Facilities	-	-	

Prepared by:



PAUL ALBERT Q. MEER

Division Manager - Finance & Comm'l

Reviewed by:



ARNOLD G. VALENCIA

General Manager

Verified by:

GEMMA B. ENGLISA

Management Advisor